



"Carefree"



31338-W74-048D

Reference ID: GF-206
Dimensions: 17" W. x 19 1/8" D. x 65" Ht.
Finish: Casual Dark Bronze
Shade Size: 15" T. x 17" B. x 10" Ht.
Shade Fabric: White Linen
Wattage: 32 Watts
Medium Based Socket
On/Off Rocker Switch @ Column (ADA)



61393-E74-K35D

Reference ID: GF-202
Dimensions: 13" W. x 13" D. x 19" Ht.
Finish: Ultramarine Blue-Brushed Chrome
Shade Size: 12" T. x 13" B. x 9" Ht.
Shade Fabric: White Linen
Wattage: 32 Watts
Medium Based Socket
On/Off Rocker Switch @ Base



51294-S69-380D

Reference ID: GF-205
Dimensions:
12" W. x 15.5" D. x 24" Ht.
Finish: Cloud White
Shade: 10" T. x 12" B. x 9" Ht.
Fabric: White Linen
Wattage: 18 Watts
Medium Based Socket
On/Off Rocker Switch @Base

51294-SK5-380D

Reference ID: GF-207
Same As Above With
Bolt-Down



"Carefree"



21228-XE74-E06D

Reference ID: GF-203
Dimensions: 6" W. x 7.5" D. x 10" Ht.
Finish: Brushed Chrome-Frosted White
Wattage: 18 Watts
Diffuser: Acrylic-Frosted White
Medium Based Socket
On/Off Rocker Switch @ Back Plate
Headboard Mount-Cord Exits Back of
Enclosed Mounting Plate.

22228-XEA3-E06D

Reference ID: GF-204
Dimensions: 17" W. x 7.5" D. x 10" Ht.
Finish: Brushed Chrome-Frosted White
Diffuser: Acrylic-Frosted White
Wattage: 18 Watts Each
(2) Medium Based Socket
(2) On/Off Rocker Switch @ Back Plate
Headboard Mount-Cord Exits Back of
Enclosed Mounting Plate.



73298-0W5-014D

Reference ID: GF-200
Dimensions: 14" W. x 14" D. x 4.5" Ht.
Finish: Brushed Chrome
Shade Size" 14" T. x 14" B. x 4" Ht.
Shade Fabric: White Linen
Wattage: 11 LED Watts Each
(2) GU24 Sockets
Hardwired




71262-0A2-E06D

Reference ID: GF-201
Dimensions: 30" W. x 4" D. x 4 Ht.
Finish: Brushed Chrome-Frosted White
Wattage: 9 LED Watts Each
(2) T8 Bi-Pin
Hardwired



"Casual"



34018-W74-048D

Reference ID: GF-206
Dimensions: 14" W. x 19.5" D. x 64" Ht.
Finish: Casual Dark Bronze
Shade Size: 13" T. x 14" B. x 10" Ht.
Shade Fabric: White Linen
Wattage: 32 Watts
Medium Based Socket
On/Off Rocker Switch @ Column (ADA)



51295-E74-K43D

Reference ID: GF-202
Dimensions: 13" W. x 13" D. x 18" Ht.
Finish: RotOrange-Brushed Chrome
Shade Size: 12" T. x 13" B. x 9" Ht.
Shade Fabric: White Linen
Wattage: 32 Watts
Medium Based Socket
On/Off Rocker Switch @ Base

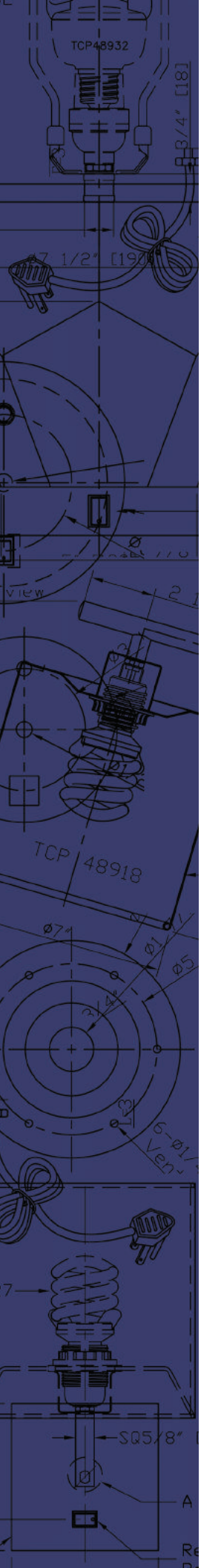


51291-S69-768D

Reference ID: GF-205
Dimensions:
8" W. x 13 5/16" D. x 18" Ht.
Finish: Signal Yellow
Wattage: 18 Watts
Medium Based Socket
(1) Electrical Outlet @ Base
On/Off Rocker Switch @Base

51291-SK5-768D

Reference ID: GF-207
Same As Above With
Bolt-Down





"Casual"



21230-XE74-048D

Reference ID: GF-203
Dimensions: 7.5" W. x 6 D. x 12.5" Ht.
Finish: Casual Dark Bronze
Shade Size: 6:7.5" T. x 6:7.5" B. x 8" Ht.
Shade Fabric: White Linen
Wattage: 27 Watts
Medium Based Socket
On/Off Rocker Switch @ Back Plate
Headboard Mount-Cord Exits Back of Enclosed Mounting Plate.



22230-XEA3-048D

Reference ID: GF-204
Dimensions: 16" W. x 6" D. x 12.5" Ht.
Finish: Casual Dark Bronze
Shade Size: 6:16" T. x 6:16" B. x 8" Ht.
Shade Fabric: White Linen
Wattage: 27 Watts Each
(2) Medium Based Socket
On/Off Rocker Switch @ Back Plate
Headboard Mount-Cord Exits Back of Enclosed Mounting Plate.



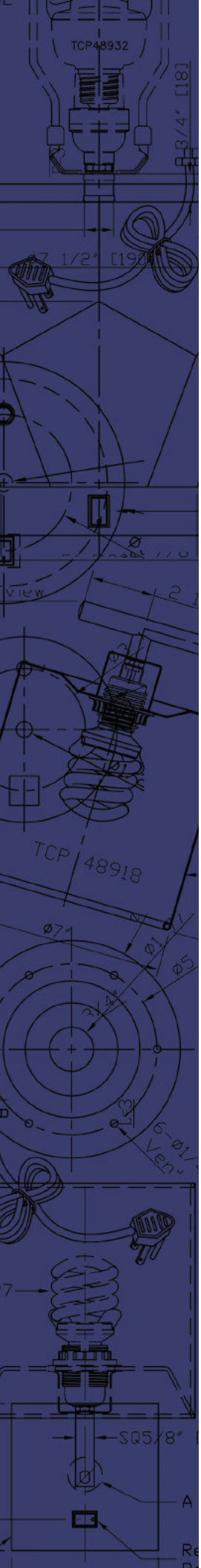
73298-0W5-014D

Reference ID: GF-200
Dimensions: 14" W. x 14" D. x 4.5" Ht.
Finish: Brushed Chrome
Shade Size" 14" T. x 14" B. x 4" Ht.
Shade Fabric: White Linen
Wattage: 11 LED Watts Each
(2) GU24 Sockets
Hardwired



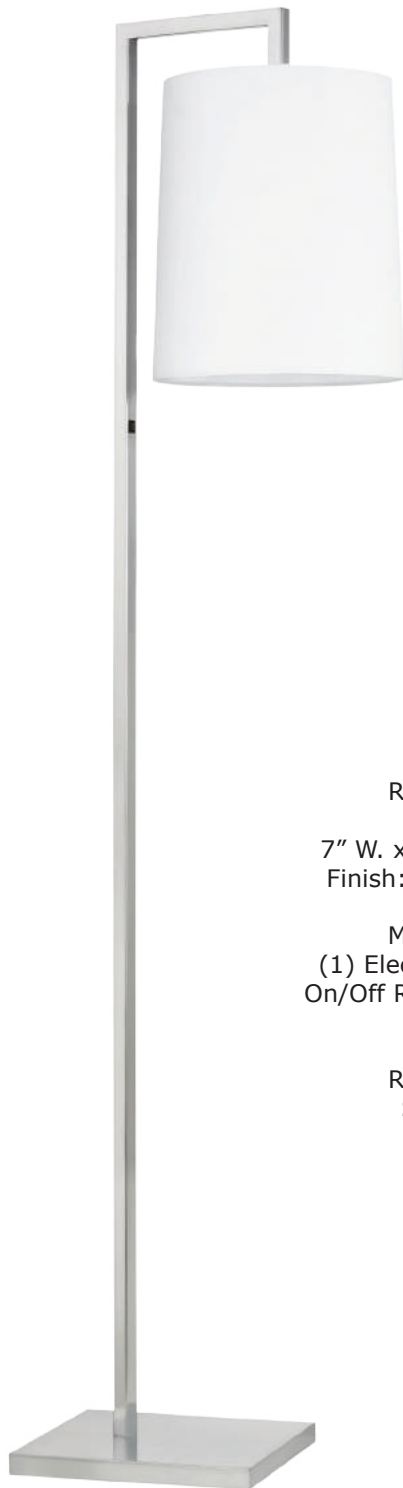
71262-0A2-E06D

Reference ID: GF-201
Dimensions: 30" W. x 4" D. x 4 Ht.
Finish: Brushed Chrome-Frosted White
Wattage:9 LED Watts Each
(2) T8 Bi-Pin
Hardwired





"Confident"



34017-W74-014D

Reference ID: GF-206

Dimensions: 11" W. x 17" D. x 64" Ht.

Finish: Brushed Chrome

Shade Size: 10" T. x 11" B. x 13" Ht.

Shade Fabric: White Linen

Wattage: 32 Watts

Medium Based Socket

On/Off Rocker Switch @ Column (ADA)

51290-S69-048D

Reference ID: GF-205

Dimensions:

7" W. x 12.875" D. x 21" Ht.

Finish: Casual Dark Bronze

Wattage: 18 Watts

Medium Based Socket

(1) Electrical Outlet @ Base

On/Off Rocker Switch @Base

51290-SK5-048D

Reference ID: GF-207

Same As Above With

Bolt-Down





"Confident"



21229-XE74-014D

Reference ID: GF-203
Dimensions: 11" W. x 14 D. x 22" Ht.
Finish: Brushed Chrome
Shade Size: 9" T. x 11" B. x 10" Ht.
Shade Fabric: White Linen
Wattage: 27 Watts
Medium Based Socket
On/Off Rocker Switch @ Back Plate
Headboard Mount-Cord Exits Back of Enclosed Mounting Plate.



22229-XEA3-014D

Reference ID: GF-203
Dimensions: 26" W. x 14 D. x 22" Ht.
Finish: Brushed Chrome
Shade Size: 9" T. x 11" B. x 10" Ht.
Shade Fabric: White Linen
Wattage: 27 Watts Each
(2) Medium Based Socket
(2) On/Off Rocker Switch @ Back Plate
Headboard Mount-Cord Exits Back of Enclosed Mounting Plate.



73298-0W5-014D

Reference ID: GF-200
Dimensions: 14" W. x 14" D. x 4.5" Ht.
Finish: Brushed Chrome
Shade Size" 14" T. x 14" B. x 4" Ht.
Shade Fabric: White Linen
Wattage: 11 LED Watts Each
(2) GU24 Sockets
Hardwired



71262-0A2-E06D

Reference ID: GF-201
Dimensions: 30" W. x 4" D. x 4 Ht.
Finish: Brushed Chrome-Frosted White
Wattage:9 LED Watts Each
(2) T8 Bi-Pin
Hardwired